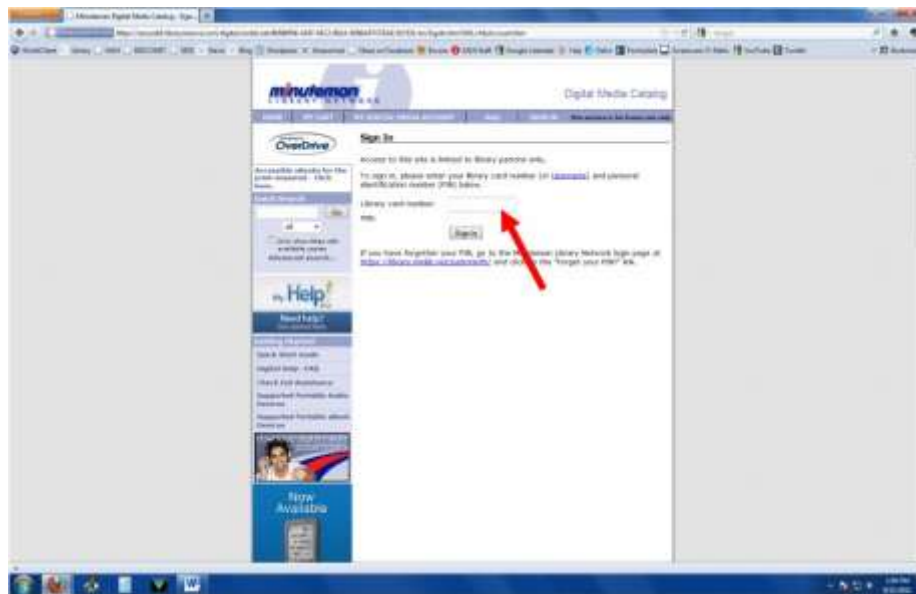


Downloading Library eBooks To Your Kindle

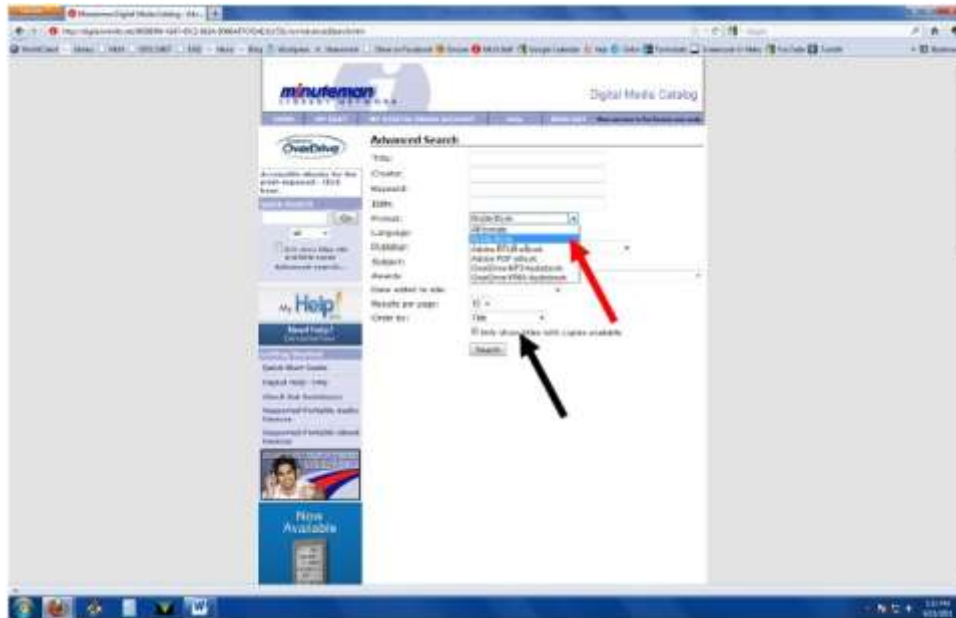
1. If your Kindle has wireless capability, connect to a wireless network.
2. On a computer, open an internet browser and go to www.amazon.com. Sign-in to the Amazon account to which your Kindle is registered.
3. Open a new browser window and go to the Minuteman Digital Media Catalog: <http://digital.minlib.net>.
4. Click on the "SIGN IN" tab at the top right corner of the page.
5. Type your library card number with no spaces, then your PIN. If you do not know your PIN, please call the Acton Memorial Library reference desk at (978) 929-6543.



6. Successfully entering your card number and PIN will bring you to the My Digital Media Account page. To browse for titles to read, click on the "HOME" tab (upper left)
7. To find Kindle books available to check out immediately, click on the "Advanced Search" link.



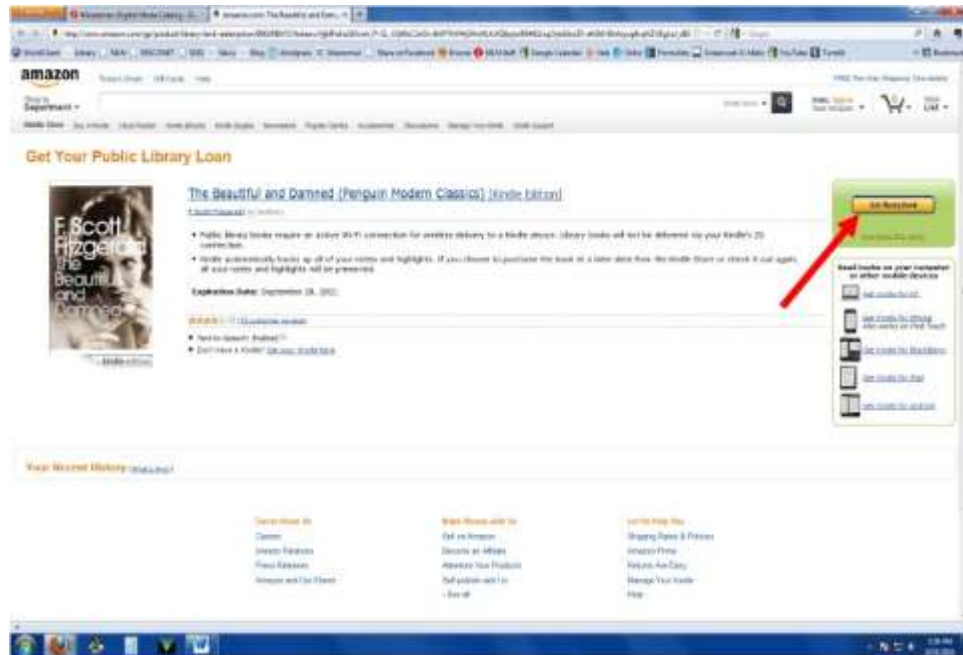
8. On the Format drop-down menu, choose Kindle Book (red arrow). To refine your search further, you may also enter information into the fields above. Click the check box (black arrow) to show only available ebooks. Click “Search.”



9. Notice that each record includes the notation “Kindle Book” (black arrow). To start the checkout process, click on “add to cart” (red arrow). Make sure to click on the “add to cart” that is paired with “Kindle Book.”



13. Click on “Get library book.”



If you had signed in to your Amazon account in Step 1, your book has now been delivered to your Kindle account. If you are not already signed-in to your Amazon account, sign-in and click Continue.

If your book has not already been delivered to your Kindle, make sure your Kindle is connected to a wireless network and sync your Kindle to your Amazon account.

Library books cannot be delivered through 3G. If your Kindle does not have an active Wi-Fi connection or has only 3G, read Amazon's instructions for transferring files via USB at:

<http://www.amazon.com/gp/help/customer/display.html?nodeId=200505520&#usb>

In your Amazon account, you can click on “Manage My Kindle” to re-send the book to your Kindle or another registered device, or return the book early.

If you would like one-on-one assistance with this process, please make an appointment with a reference librarian by calling 978-929-6543.