

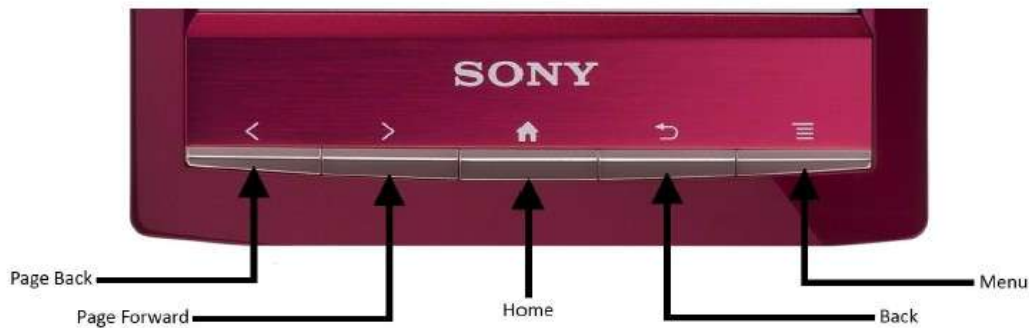
Acton Memorial Library


Sony Reader Wi-Fi (PRS-T1) Quick Start Guide

This Reader has been set up to provide easy access to Overdrive eBooks from the Minuteman Digital Catalog. Please do not use this Reader to purchase books from the Sony Reader Store. You can browse, check-out, and download library eBooks all from the Sony Reader. No computer or software installation is required.


Navigation while Reading

To navigate the Sony Reader, use the buttons shown below.



Use the Menu button  when a book is open to change to landscape mode or to change the text size.

There are also several touch-screen commands available while reading:

- Use your index finger to swipe side-to-side, or top-to-bottom, to turn a page.
- “Pinch out” with your thumb and index finger to zoom in on a page – use the Back button  to exit zoom view.
- Tap and hold a word to bring up the built in dictionary, or to look up the word in Wikipedia or Google (a wireless Internet connection is required).

Charging the Reader

The reader was fully charged before being checked out to you and should not require re-charging during the loan period. If however, you wish to charge the Reader, this can be done by attaching the Reader to a powered-on computer with the supplied USB cable.



A complete User Guide for the Sony eReader can be found online at:
<http://pdf.crse.com/manuals/4288613111/eng/contents/01/index.html>
or on the device, under “Books” on the home screen.

This Sony eReader was purchased with funds provided by the Acton Memorial Library Foundation, Inc.

Please see the reverse side for instructions on how to check out an eBook from the library.

Check out an Overdrive eBook to a Library Sony Wi-Fi Reader

You must have access to a wireless Internet connection to download library books. If you do not have access from home, this can be accomplished from the library.

- Press and release the power button on the bottom of the Reader to turn on the device.
- Press the **Home button**  to open the Home screen.
- The Reader is equipped with a touch screen. Most commands are accomplished by tapping words or icons on the screen with a finger or the supplied stylus. Tap the **arrow** at the bottom right hand corner of the Home screen, then tap **Public Library**. At this point the Reader will search for and connect to a wireless network.
- Tap the **heart** in the upper right corner. Tap on **Acton Memorial Library**, and then on **Minuteman Digital Media Catalog**.
- Tap **Login**. If you receive a security warning, tap **Continue**.
- Tap in the space below “Library card number.” This will bring up the on-screen keyboard.
- Tap on **?123** to switch the keyboard to the number display, and then use the on-screen keys to type in your **library card number** without the spaces.
- Tap in the space below “PIN” and type in your PIN. If you do not have a PIN, please call the Reference Desk at 978-929-6543 and we will help set one up for you.
- Tap the **Login** button.
- Tap “Search” or “Browse.” In this example, we will tap **Browse**.
- Tap **Browse all Adobe EPUB eBook Titles**.
- Tap the small box labeled “**Limit to available titles**,” and then tap **Submit**.
- The display will retrieve the first 10 available titles. Use a finger swipe (from bottom to top) to move the display downward.
- Tap **Next >** at the very bottom of the page to view the next 10 available titles.
- When you find a title you want to read, tap **add to cart**. This will take you to the My Cart screen.
- Tap **Proceed to Checkout**.
- Scroll down a bit to see the bottom of the screen if necessary, and tap **Confirm check out**.
- Tap **Download**.
- The status bar at the top of the screen will read “Downloading” and then “Download complete.” This usually takes just a few seconds and if you are not watching for it you might miss it. No problem!
- Press the Home button .
- The downloaded book is displayed under the “Recently Added” section, next to a “New” icon.
- Tap the **book cover** to open the book and begin reading.
- Use the navigation techniques described on the other side of this sheet to move through the book.

When you return the Reader to the library, the Reader will be returned to its factory settings, and all user data will be erased. If you have any questions or comments on this service, please email reference@acton-ma.gov, or call the Reference Desk at 978-929-6543.